



Ice Cube

CB 249 HC

B-Qube



Self-contained ice maker - Sprayer system Daily production up to 32 kg

Hotel	● ● ● ● ● ● ● ●	Hotel	● ● ● ● ● ● ● ●
Restaurant	● ● ● ● ● ● ● ●	Restaurant	● ● ● ● ● ● ● ●
Fast food	● ● ● ● ● ● ● ●	Fast food	● ● ● ● ● ● ● ●
Bar	● ● ● ● ● ● ● ●	Bar	● ● ● ● ● ● ● ●
Disco	● ● ● ● ● ● ● ●	Disco	● ● ● ● ● ● ● ●
Fish markets	● ● ● ● ● ● ● ●	Fish markets	● ● ● ● ● ● ● ●
Supermarkets	● ● ● ● ● ● ● ●	Supermarkets	● ● ● ● ● ● ● ●
Medical & SPA	● ● ● ● ● ● ● ●	Medical & SPA	● ● ● ● ● ● ● ●
Industry	● ● ● ● ● ● ● ●	Industry	● ● ● ● ● ● ● ●



Available Drain Pump (DP) version



Available Drain Pump (DP) version

► Features & Plus

- Compact and crystal cube
- AISI 304 SS Scotch Brite finish
- Tropical class +43°C
- Air or water cooling system
- Easy cleanable internal rounded surfaces
- HCFC-Free insulated storage
- RoHS Free
- Disappearing insulated door
- Electromechanical operation
- ON-OFF rocker switch
- Standard and special voltages
- HFC Free
- Automatic Washing system



Green-Tech Design




Side openings for better ventilation



Easy cleanable internal rounded surfaces



Plug-in electrical connection



Drain Pump (DP)

2 Years Warranty subject to limitations

► Certifications available for this model



www.bremaice.it
info@bremaicegroup.it

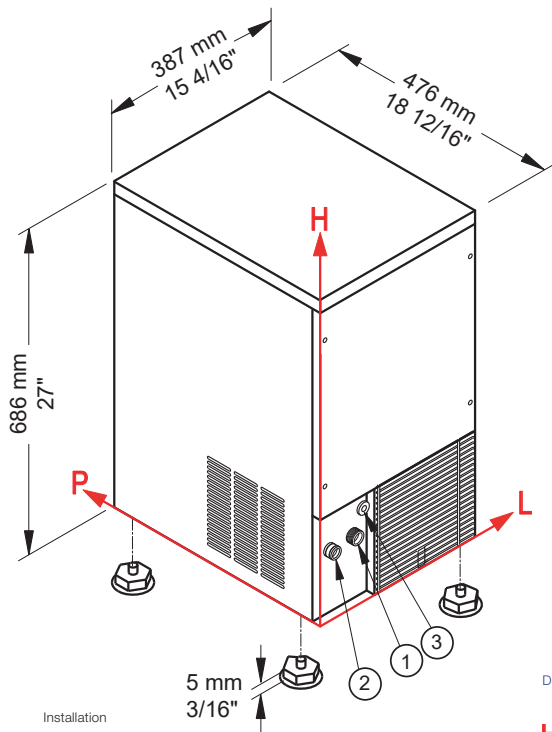
We are Brema Group



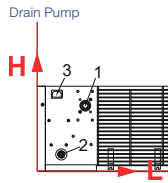


Self-contained ice maker - Sprayer system

Daily production up to 32 kg



Installation

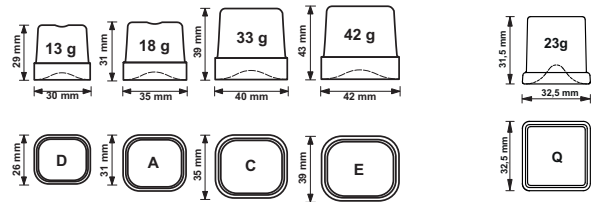


▶ Working conditions

- Location: **Indoor**

	Min	Max
Ambient temperature	+10° C / +50° F	+43° C / 110° F
Water temperature	+3° C / +37° F	+32° C / +90° F
Voltage	-10%	+10%
Water inlet pressure	1bar (14 psi)	6bar (84 psi)

▶ Available ice cube size



▶ Performances

		Water temperature					
		7° C	45° F	15° C	60° F	21° C	70° F
Air temperature	10° C	32 kg					
	50° F		71 lbs				
	21° C			29 kg			
	70° F				64 lbs		
	32° C					24 kg	
90° F						53 lbs	

▶ Connections standard version

- ① Water in.: 130 mm / 5 2/16" - 145 mm / 5 11/16" - 3/4"
- ② Water out.: 49 mm / 1 15/16" - 140 mm / 5 8/16" - 24 mm / 15/16"
- ③ Electrical connections: 95 mm / 3 12/16" - 209 mm / 8 4/16"

Connections DP version

- 1 Water in.: 134 mm / 5 4/16" - 182 mm / 7 3/16" - 3/4"
- 2 Water out.: 66 mm / 2 10/16" - 51 mm / 2" - 24 mm / 15/16"
- 3 Electrical connection: 55 mm / 2 3/16" - 214 mm / 8 7/16"

All measures are referred to the rear bottom-left corner (L-H-Ø)

▶ Technical information

Production in 24h	29 kg / 64 lbs
Store capacity, up to	9 kg / 20 lbs
Cooling system	A - W
Kind of cube	A-18g, C-33g, D-13g, E-42g, Q-23g
Refrigerant	R290
Standard voltage	220-240 V ~ 50 Hz
Average power consumption	270 W
Fuse	10 A
Electrical consumption	30 kWh/100kg

All the technical information must be considered at the following conditions:

- Sizes without feet
- Standard Cube (18 g)
- Ambient temperature +21° C
- Water temperature +15° C
- Electrical consumption at +32° C (standard voltage)
- Average power consumption at +43° C (standard voltage)

Models and specifications are subject to change without notice

Water consumption	A: 3 l/kg - 35,9 gal/100 lbs
	W: 12 l/kg - 143,8 gal/100 lbs
Sizes (L-P-H mm)	387 - 476 - 686
(L-P-H in)	15 4/16 - 18 12/16 - 27
Sizes with pack (L-P-H mm)	440 - 520 - 860
(L-P-H in)	17 5/16 - 20 8/16 - 33 14/16
Net weight	32 kg / 71 lbs
Gross weight	38 kg / 84 lbs
Finish	Stainless steel, 18/8, scotch brite

Rev. 00 - Issued February 2026

